



# GANPATI PLASTFAB LIMITED

Registered Office: 334, Nemi Sagar Colony, Shekhawat Mansingh Block, Queens Road, Vaishali Nagar Jaipur PH: 0141-4023650  
Administrative Office: UL-7, Amber Tower, Sansar Chandra Road, Jaipur -302001, Phone :-0141-4001716, 2321716  
Email: mail@gpl.co.in CIN: - L25209RJ1984PLC003152  
Website: www.gpl.co.in

To,  
The Listing Department,  
Calcutta Stock Exchange Limited  
7, Lyons Range,  
Kolkata-700001, West Bengal

CSE Scrip Code: 017088

**Subject: Compliance of Shareholding pursuant to Regulation 31 (1)(b) of the Securities and Exchange Board of India (Listing Obligations and Disclosure Requirements) Regulations, 2015**

Dear Sir/Ma'am,

Pursuant to Regulation 31(1)(b) of the Securities and Exchange Board of India (Listing Obligation and Disclosure Requirements), 2015, please find enclosed herewith the Shareholding pattern of the Company for the quarter ended on **30<sup>th</sup> June, 2020** in the prescribed Format.

Kindly consider the same.

**Thanking you,**

**Yours Faithfully,**  
for Ganpati Plastfab Limited

**Harshita Khandelwal**  
Company Secretary cum Compliance Officer  
M. No. A58855

**Place: Jaipur**  
**Date: 21<sup>th</sup> July, 2020**

**Encl.: As above**

**FACTORY ADDRESSES:**

Unit -I C-58(B), Road No.2-D, Industrial Area, Bindayaka Jaipur – 302 012 Ph.0141-2240573,2240721  
Unit -II A-200, Industrial Area, Bagru Extension Phase -II, Bagru Jaipur – 303 007 Ph. 0141-2168354,2168353

**Format of holding of specified securities**


**Annexure - I**

- 1 Name of Listed Entity: **Ganpati Plastfab Limited**
- 2 CSE Scrip Code/ Class of Shares: **017088/ Equity Shares**
- 3 Share Holding Pattern Filed under: Reg. 31(1) (b): **Quarter Ended 30th June, 2020**
- 4 Declaration: The Listed entity is required to submit the following declaration to the extent of submission of information:

	Particulars	Yes*	No*
a	Whether the Listed Entity has issued any partly paid up shares	-	No
b	Whether the Listed Entity has issued any Convertible Securities or Warrants?	-	No
c	Whether the Listed Entity has any shares against which depository receipt are issued?	-	No
d	Whether the Listed Entity has any shares in locked-in?	-	No
e	Whether any shares held by promoters are pledge or otherwise encumbered?	-	No


\*if the Listed Entity selects the option 'NO' for the questions above, the columns for the partly paid up shares, Outstanding Convertible Securities/Warrants, depository receipts, locked-in shares, No of shares pledged or otherwise encumbered by promoters, as applicable, shall not be displayed at the time of dissemination on the Stock Exchange website. Also wherever there is 'No' declared by Listed entity in above table the values will be considered as 'Zero' by default on submission of the format of holding of specified securities.

- 5 The tabular format for disclosure of holding of specified securities is as follows :



**Table I - Summary Statement holding of specified securities**

Category (I)	Category of shareholder (II)	No. of shareholders (III)	No. of fully paid-up equity shares held (IV)	No. of partly paid-up equity shares held (V)	No. of shares underlying Depository Receipt (VI)	Total nos. shares held (VII) = (IV)+(V)+(VI)	Shareholding as a % of total no. of shares (calculated as per SCRR, 1957) (VIII) as a % of (A+B+C2)	Number of Voting Rights held in each class of securities (X)			Total Shareholding as a % assuming full conversion of convertible securities (as a percentage of diluted share capital) (XI)=(VII)+(X) as a % of (A+B+C)		Number of Locked in shares (XII)		Number of Shares pledged or otherwise encumbered (XIII)	Number of equity shares held in dematerialized form (XIV)
								Class X	Class Y	Total	Total as a % of (A+B+C)	No. (a)	As a % of total Shares held	No. (b)		
(A)	Promoter & Promoter Group	20	1592600	0	0	1592600	59.86	1592600	0	1592600	59.86	0	0	0	0	0
(B)	Public	631	1068000	0	0	1068000	40.14	1068000	0	1068000	40.14	0	0	0	0	0
(C)	Non Promoter- Non Public	0	0	0	0	0	0	0	0	0	0	0	0	0	0	0
(C1)	Shares underlying DRS	0	0	0	0	0	0	0	0	0	0	0	0	0	0	0
(C2)	Shares held by Employee Trusts	0	0	0	0	0	0	0	0	0	0	0	0	0	0	0
	<b>TOTAL</b>	<b>651</b>	<b>2660600</b>	<b>0</b>	<b>0</b>	<b>2660600</b>	<b>100</b>	<b>2660600</b>	<b>0</b>	<b>2660600</b>	<b>100.00</b>	<b>0</b>	<b>0</b>	<b>0</b>	<b>0</b>	<b>0</b>



**Table II - Statement showing shareholding pattern of the Promoter and Promoter Group**

(1)	(i)	(ii)	(iii)	(iv)	(v)	(vi)	(vii)	(ix)			(x)	(xi)	(xii)	(xiii)	(xiv)
								Number of Voting Rights held in each class of shares							
								Class x	Class y	Total					
(a)	Indian														
(e)	Individuals/Hindu undivided Family														
	Ashok Kumar Pabuwai	ACGPP1660H	1	245600	0	245600	9.23	245600	0	245600	9.23	0	0	0	0
	Pradeep Saraf	AETPS0084B	1	242788	0	242788	9.13	242788	0	242788	9.13	0	0	0	0
	Mahendra R Saraf	AJTFSS670C	1	95100	0	95100	3.57	95100	0	95100	3.57	0	0	0	0
	Madhu Pabuwai	ADJPP8158C	1	140747	0	140747	5.29	140747	0	140747	5.29	0	0	0	0
	Ankur Pabuwai	ADJPP6328N	1	217373	0	217373	8.17	217373	0	217373	8.17	0	0	0	0
	Ankita Pabuwai	ASHPP0934N	1	13350	0	13350	0.50	13350	0	13350	0.50	0	0	0	0
	Shilpi Saraf	AEMPS247E	1	113262	0	113262	4.26	113262	0	113262	4.26	0	0	0	0
	Anita Saraf	AJTFSS200J	1	96300	0	96300	3.62	96300	0	96300	3.62	0	0	0	0
	Shalini Saraf	AETFS1629C	1	154500	0	154500	5.81	154500	0	154500	5.81	0	0	0	0
	Manshi K. Murarka	AAHPM1556E	1	6700	0	6700	0.25	6700	0	6700	0.25	0	0	0	0
	Kaashi P. Murarka	AAHPM1553D	1	3400	0	3400	0.13	3400	0	3400	0.13	0	0	0	0
	Anil K. Murarka	AACPMS958D	1	6700	0	6700	0.25	6700	0	6700	0.25	0	0	0	0
	Shradha Pabuwai	AKVPR1622M	1	4000	0	4000	0.15	4000	0	4000	0.15	0	0	0	0
	Nirupama Saraf	AAADPK3553R	1	2000	0	2000	0.08	2000	0	2000	0.08	0	0	0	0
	Sub-Total (A)(1)(a)		14	1341820	0	1341820	50.44	1341820	0	1341820	50.44	0	0	0	0
(b)	Central Government/State Government(s)		0	0	0	0	0.00	0	0	0	0.00	0	0	0	0
(c)	Financial Institutions/Banks		0	0	0	0	0.00	0	0	0	0.00	0	0	0	0
	Any Other		0	0	0	0	0.00	0	0	0	0.00	0	0	0	0
	Firms		1	212580	0	212580	7.99	212580	0	212580	7.99	0	0	0	0
	A.K. Pabuwai & Sons	AACHA9725J	1	28300	0	28300	1.06	28300	0	28300	1.06	0	0	0	0
	Pradeep Saraf & Sons	AADHP4589G	1	9900	0	9900	0.37	9900	0	9900	0.37	0	0	0	0
	Mahendra R Saraf & Sons	AADIHM2325N	1	9900	0	9900	0.37	9900	0	9900	0.37	0	0	0	0
	Bodies Corporate		0	0	0	0	0.00	0	0	0	0.00	0	0	0	0
	Trusts		0	0	0	0	0.00	0	0	0	0.00	0	0	0	0
	Clearing Members		0	0	0	0	0.00	0	0	0	0.00	0	0	0	0
	Sub-Total (A)(1)		17	1592600	0	1592600	58.86	1592600	0	1592600	58.86	0	0	0	0
(2)	Foreign		0	0	0	0	0.00	0	0	0	0.00	0	0	0	0
(a)	Individuals (Non-Resident Individuals/Foreign Individuals)		0	0	0	0	0.00	0	0	0	0.00	0	0	0	0
(b)	Government		0	0	0	0	0.00	0	0	0	0.00	0	0	0	0
(c)	Institutions		0	0	0	0	0.00	0	0	0	0.00	0	0	0	0
(d)	Foreign Portfolio Investor		0	0	0	0	0.00	0	0	0	0.00	0	0	0	0
(e)	Any Other		0	0	0	0	0.00	0	0	0	0.00	0	0	0	0
	OCBs		0	0	0	0	0.00	0	0	0	0.00	0	0	0	0
	Sub-Total (A)(2)		0	0	0	0	0.00	0	0	0	0.00	0	0	0	0
	Total Shareholding of Promoter and Promoter Group (A)=(A)(1)+(A)(2)		17	1592600	0	1592600	58.86	1592600	0	1592600	58.86	0	0	0	0

\*Note: Three promoters having double folios, Hence total No. of promoters are 21.

\*The Promoter Category has been regrouped.



**Table III - Statement showing shareholding pattern of the Public shareholder**

	(i) Category & Name of shareholders	(ii) PAN	(iii) Nos. of shareholders	(iv) No. of fully paid up equity shares held	(v) No. of partly paid-up equity shares held	(vi) Nos. of underlying Depository Receipts	(vii) Total nos. shares held (vii) = (iv)+(vi)+(viii)	(viii) Shareholding % calculated as per SCRS 1987 As a % of (A+B+C2) (viii)	(ix) Number of Voting Rights held in each class of securities			(x) No. of Shares Underlying convertible securities (including Warrants)	(xi) Total as a % assuming full convertible securities (as a percentage of diluted share capital) (xi) = (vii)+(x) as a % of (A+B+C)	(xii) Number of Locked in Shares		(xiii) Number of Shares pledged or otherwise encumbered	(xiv) Number of equity shares held in dematerialized form
									(ix)					(xii)			
									(x)	(xi)	(xii)			(a)	(b)		
1	Institutions		0	0	0	0	0	0	0	0	0	0	0	0	0	0	
(a)	Mutual Funds/		1	68400	0	0	68400	2.57	68400	0	68400	2.57	0	0	0	0	0
(b)	CRB Mutual Fund		0	0	0	0	0	0	0	0	0	0	0	0	0	0	0
(c)	Venture Capital Funds		0	0	0	0	0	0	0	0	0	0	0	0	0	0	0
(d)	Alternate Investment Funds		0	0	0	0	0	0	0	0	0	0	0	0	0	0	0
(e)	Foreign Venture Capital Investors		0	0	0	0	0	0	0	0	0	0	0	0	0	0	0
(f)	Foreign Portfolio Investors		0	0	0	0	0	0	0	0	0	0	0	0	0	0	0
(g)	Financial Institutions/Banks		0	0	0	0	0	0	0	0	0	0	0	0	0	0	0
(h)	Insurance Companies		0	0	0	0	0	0	0	0	0	0	0	0	0	0	0
(i)	Provident Funds/Pension Funds		0	0	0	0	0	0	0	0	0	0	0	0	0	0	0
(j)	Any Other (Specify)		1	68400	0	0	68400	2.57	68400	0	68400	2.57	0	0	0	0	0
	<b>Sub-Total (B)(1)</b>																
2	Central Government/State Government(s)/ President of India		0	0	0	0	0	0	0	0	0	0	0	0	0	0	0
	<b>Sub-Total (B)(2)</b>																
3	Non-institutions		0	0	0	0	0	0	0	0	0	0	0	0	0	0	0
(a)	Individual		593	472400	0	0	472400	17.76	472400	0	472400	17.76	0	0	0	0	0
(b)	Individual shareholders holding nominal share capital up to Rs. 2 lakhs.		1	33400	0	0	33400	1.25	33400	0	33400	1.25	0	0	0	0	0
(c)	Individual shareholders holding nominal share capital in excess of Rs. 2 lakhs.		0	0	0	0	0	0	0	0	0	0	0	0	0	0	0
(d)	NBFCs registered with RBI		0	0	0	0	0	0	0	0	0	0	0	0	0	0	0
(e)	Employee Trusts		0	0	0	0	0	0	0	0	0	0	0	0	0	0	0
(f)	Overseas Depositories (holding DRs) (balancing figure)		0	0	0	0	0	0	0	0	0	0	0	0	0	0	0
(g)	Clearing Members		0	0	0	0	0	0	0	0	0	0	0	0	0	0	0
(h)	Any Other (Specify)		13	377400	0	0	377400	14.18	377400	0	377400	14.18	0	0	0	0	0
(i)	Body Corporate		24	116400	0	0	116400	4.37	116400	0	116400	4.37	0	0	0	0	0
(j)	NR/OCBs		631	999600	0	0	999600	37.55	999600	0	999600	37.55	0	0	0	0	0
	<b>Sub-Total (B)(3)</b>																
	<b>Total Public Shareholding (B) = (B)(1)+(B)(2)+(B)(3)</b>		<b>632</b>	<b>1068000</b>	<b>0</b>	<b>0</b>	<b>1068000</b>	<b>40.14</b>	<b>1068000</b>	<b>0</b>	<b>1068000</b>	<b>40.13</b>	<b>0</b>	<b>0</b>	<b>0</b>	<b>0</b>	<b>0</b>




Table IV - Statement showing shareholding pattern of the Non Promoter - Non Public shareholder

Category & Name of shareholders (i)	PAN (ii)	Nos. of shareholders (iii)	No. of fully paid-up equity shares held (iv)	No. of partly paid up equity shares held (v)	Nos. of shares underlying Depository Receipt (vi)	Total nos. shares held (vii) = (iv)+(v)+(vi)	Shareholding % calculated as per SCRR, 1957 As a % of (A+B+C2) (viii)	Number of Voting Rights held in each class of securities (ix)			No. of Shares Underlying Outstanding convertible securities (including Warrants) (x)	Shareholding as a % assuming full conversion of convertible securities (as a percentage of diluted share capital) (vii)+(x) as a % of (A+B+C)	Number of Locked in shares (xi)		Number of Shares pledged or otherwise encumbered (a)		Number of equity shares held in dematerialized form (xiv)
								Class	Total	% of Total Voting rights			No.	As a % of total Shares held	No.	As a % of total Shares held	
(1) Custodian, DR Holder																	
(2) Employee Benefit Trust (under SEBI (share based Employee Benefit) Regulations, 2014																	
<b>Total Non-Promoter - Non-Public Shareholding (C)=(1)+(2)</b>																	

NOT APPLICABLE

NOT APPLICABLE

NIL



Handwritten signature