



GANPATI PLASTFAB LIMITED

Registered Office: 334, Nemi Sagar Colony, Shekhawat Mansingh Block, Queens Road, Vaishali Nagar Jaipur PH: 0141-4023650

Administrative Office: UL-7, Amber Tower, Sansar Chandra Road, Jaipur -302001, Phone :-0141-4001716, 2321716

Email: mail@gpl.co.in CIN: - L25209RJ1984PLC003152

Website: www.gpl.co.in

To,

Date: 16.04.2018

The Listing Department,
Calcutta Stock Exchange Limited
7, Lyons Range,
Kolkata 700001

CSE Scrip Code: 017088

Sub: Shareholding pattern for the Quarter ended on 31st March 2018.

Dear Sir/Ma'am,

Pursuant to Regulation 31(1)(b) of SEBI (Listing Obligation and Disclosure Requirements), 2015, please find enclosed herewith the Shareholding pattern of the Company for the Quarter ended on 31st March, 2018 in the prescribed Format.

Kindly consider the same.

Thanking you,

Yours Faithfully,
For GANPATI PLASTFAB LIMITED

Nupur Gupta
Nupur Gupta
Company Secretary
M. No. A43532



Enclosure: as mentioned above

FACTORY ADDRESSES:

Unit -I C-58(B), Road No.2-D, Industrial Area, Bindayaka Jaipur - 302 012 Ph.0141-2240573,2240721

Unit -II A-200, Industrial Area, Bagru Extension Phase -II, Bagru Jaipur - 303 007 Ph. 0141-2168354,2168353

Format of holding of specified securities

Annexure - I

- 1 Name of Listed Entity : Ganpati Plastfab Limited
- 2 Scrip Code : 017088
- 3 Share Holding Pattern Filed under: Reg. 31(1) (b) : Quarter Ended 31/03/2018
- 4 Declaration: The Listed entity is required to submit the following declaration to the extent of submission of information:

	Particulars	Yes	No
1	Whether the Listed Entity has issued any partly paid up shares	—	NO
2	Whether the Listed Entity has issued any Convertible Securities or Warrants?	—	NO
3	Whether the Listed Entity has any shares against which depository receipt are issued?	—	NO
4	Whether the Listed Entity has any shares in locked-in?	—	NO
5	Whether any shares held by promoters are pledge or otherwise encumbered?	—	NO

*if the Listed Entity selectes the option 'NO' for the questions above, the columns for the partly paid up shares, Outstanding Convertible Securities/Warrants, depository receipts, locked-in shares, No of shares pledged or otherwise encumbered by promoters, as applicable, shall not be displayed at the time of dissemination on the Stock Exchange website. Also wherever there is 'No' declared by Listed entity in above table the values will be considered as 'Zero' by default on submission of the format of holding of specified securities.

- 5 The tabular format for disclosure of holding of specified securities is as follows :




Table I - Summary Statement holding of specified securities

Sbt	Category of shareholder (II)	Nos. of shareholders (III)	No. of fully paid-up equity shares held (IV)	No. of partly paid-up equity shares held (V)	No. of shares underlying Depository Receipt (VI)	Total nos. shares held (VII) = (IV)+(V)+(VI)	Shareholding as a % of total no. of shares (calculated as per SCRR, 1957) (VIII) As a % of (A+B+C2)	Number of Voting Rights held in each class of securities (IX)			No. of Shares Underlying convertible securities (Including Warrants) (X)	Total Shareholding as a % assuming full conversion of convertible securities (as a percentage of diluted share capital) (XI)=(VII)+(X) as a % of (A+B+C)	Number of Locked in shares (XII)		Number of Shares pledged or otherwise encumbered (XIII)		Number of equity shares held in dematerialized form (XIV)	
								No. of Voting Rights					Total as a % of (A+B+C)	No. (a)	As a % of total Shares held	No. (a)		As a % of total Shares held
								Class X	Class Y	Total								
(A)	Promoter & Promoter Group	21	1595100	0	0	1595100	59.95	1595100	0	1595100	59.95	0	59.95	0	0	0	0	0
(B)	Public	632	1065500	0	0	1065500	40.05	1065500	0	1065500	40.05	0	40.05	0	0	0	0	0
(C)	Non Promoter - Non Public	0	0	0	0	0	0	0	0	0	0	0	0	0	0	0	0	0
(C1)	Shares underlying DRs	0	0	0	0	0	0	0	0	0	0	0	0	0	0	0	0	0
(C2)	Shares held by Employee Trusts	0	0	0	0	0	0	0	0	0	0	0	0	0	0	0	0	0
	TOTAL	653	2660600	0	0	2660600	100	2660600	0	2660600	100	0	100.00	0	0.00	0	0.00	0




Table II - Statement showing shareholding pattern of the Promoter and Promoter Group

	Category & Name of shareholders (I)	PAN (II)	Nos. of shareholders (III)	No. of fully paid-up equity shares held (IV)	No. of partly paid-up equity shares held (V)	Nos. of shares underlying Depository Receipt (VI)	Total nos. shares held (VII) = (IV)+(V)+(VI)	Shareholding % calculated as per SCRR, 1957 As a % of (A+B+C2) (VIII)	Number of Voting Rights held in each class of securities (IX)				No. of Shares Underlying Outstanding convertible securities (including Warrants) (X)	Total Shareholding as a % assuming full conversion of convertible securities (as a percentage of diluted share capital) (XI) = (VII)+(X) as a % of (A-B-C)	Number of Locked in shares (XII)		Number of Shares pledged or otherwise encumbered (XIII)		Number of equity shares held in dematerialized form (XIV)	
									No. of Voting Rights			Total as a % of Total Voting rights			No. (a)	As a % of total Shares held (b)	No. (a)	As a % of total Shares held (b)		
									Class x	Class y	Total									
(1)	Indian																			
(a)	Individuals/Hindu undivided Family																			
	Ashok Kumar Pabuwal	ACGPP1650H	1	245600	0	0	245600	9.23	245600	0	245600	9.23	0	9.23	0	0	0	0	0	0
	Pradeep Saraf	AETPS0084B	1	242788	0	0	242788	9.13	242788	0	242788	9.13	0	9.13	0	0	0	0	0	0
	Mahendra R Saraf	ADTPS8670C	1	95100	0	0	95100	3.57	95100	0	95100	3.57	0	3.57	0	0	0	0	0	0
	Madhu Pabuwal	ADJPP6156C	1	140747	0	0	140747	5.29	140747	0	140747	5.29	0	5.29	0	0	0	0	0	0
	Ankur Pabuwal	ADJPP6326N	1	217373	0	0	217373	8.17	217373	0	217373	8.17	0	8.17	0	0	0	0	0	0
	Ankita Pabuwal	ASHPP0894N	1	13350	0	0	13350	0.50	13350	0	13350	0.50	0	0.50	0	0	0	0	0	0
	Shishir Saraf	AEMPS7247F	1	113262	0	0	113262	4.26	113262	0	113262	4.26	0	4.26	0	0	0	0	0	0
	Anita Saraf		1	96300	0	0	96300	3.62	96300	0	96300	3.62	0	3.62	0	0	0	0	0	0
	Shalini Saraf	AETPS1629C	1	154500	0	0	154500	5.81	154500	0	154500	5.81	0	5.81	0	0	0	0	0	0
	Nimata Kahandelwal		1	2500	0	0	2500	0.09	2500	0	2500	0.09	0	0.09	0	0	0	0	0	0
	Manish K Murarka	AAHPM1585F	1	6700	0	0	6700	0.25	6700	0	6700	0.25	0	0.25	0	0	0	0	0	0
	Kashi P Murarka	AAHPM1583D	1	3400	0	0	3400	0.13	3400	0	3400	0.13	0	0.13	0	0	0	0	0	0
	Anil K Murarka	AACPM4936D	1	6700	0	0	6700	0.25	6700	0	6700	0.25	0	0.25	0	0	0	0	0	0
	Shradha Pabuwal		1	4000	0	0	4000	0.15	4000	0	4000	0.15	0	0.15	0	0	0	0	0	0
	Nirupama Saraf		1	2000	0	0	2000	0.08	2000	0	2000	0.08	0	0.08	0	0	0	0	0	0
	Sub-Total (A)(1)(e)		15	1344320	0	0	1344320	50.53	1344320	0	1344320	50.53	0	50.53	0	0	0	0	0	0
(b)	Central Government/State Government(s)		0	0	0	0	0	0	0	0	0	0.00	0	0.00	0	0	0	0	0	0
(c)	Financial Institutions/Banks		0	0	0	0	0	0	0	0	0	0.00	0	0.00	0	0	0	0	0	0
(d)	Any Other		0	0	0	0	0	0	0	0	0	0.00	0	0.00	0	0	0	0	0	0
	Firms																			
	A K Pabuwal & Sons	AACHA9725J	1	212580	0	0	212580	7.99	212580	0	212580	7.99	0	7.99	0	0	0	0	0	0
	Pradeep Saraf & Sons	AADHP4589G	1	28300	0	0	28300	1.06	28300	0	28300	1.06	0	1.06	0	0	0	0	0	0
	Mahendra R Saraf & Sons	AADHM2925N	1	9900	0	0	9900	0.37	9900	0	9900	0.37	0	0.37	0	0	0	0	0	0
	Bodies Corporate		0	0	0	0	0	0.00	0	0	0	0.00	0	0.00	0	0	0	0	0	0
	Trusts		0	0	0	0	0	0.00	0	0	0	0.00	0	0.00	0	0	0	0	0	0
	Clearing Members		0	0	0	0	0	0.00	0	0	0	0.00	0	0.00	0	0	0	0	0	0
	Sub-Total (A)(1)		18	1595100	0	0	1595100	59.96	1595100	0	1595100	59.96	0	59.96	0	0	0	0	0	0
(2)	Foreign		0	0	0	0	0	0	0	0	0	0.00	0	0.00	0	0	0	0	0	0
(a)	Individuals (Non-Resident Individuals/Foreign Individuals)		0	0	0	0	0	0	0	0	0	0.00	0	0.00	0	0	0	0	0	0
(b)	Government		0	0	0	0	0	0	0	0	0	0.00	0	0.00	0	0	0	0	0	0
(c)	Institutions		0	0	0	0	0	0	0	0	0	0.00	0	0.00	0	0	0	0	0	0
(d)	Foreign Portfolio Investor		0	0	0	0	0	0	0	0	0	0.00	0	0.00	0	0	0	0	0	0
(e)	Any Other		0	0	0	0	0	0	0	0	0	0.00	0	0.00	0	0	0	0	0	0
	OCBs		0	0	0	0	0	0	0	0	0	0.00	0	0.00	0	0	0	0	0	0
	Sub-Total (A)(2)		0	0	0	0	0	0	0	0	0	0.00	0	0.00	0	0	0	0	0	0
	Total Shareholding of Promoter and Promoter Group (A)=(A1)+(A2)		18	1595100	0	0	1595100	59.96	1595100	0	1595100	59.96	0	59.96	0	0	0	0	0	0

*Note: Three promoters having double folios, Hence total No. of promoters are 21.




Table III - Statement showing shareholding pattern of the Public shareholder

	Category & Name of shareholders (I)	PAN (II)	Nos. of shareholders (III)	No. of fully paid up equity shares held (IV)	No. of partly paid-up equity shares held (V)	Nos. of shares underlying Depository Receipt (VI)	Total nos. shares held (VII) = (IV)+(V)+(VI)	Shareholding % calculated as per SCRR, 1957 As a % of (A+B+C2) (VIII)	Number of Voting Rights held in each class of securities (IX)			No. of Shares Underlying Outstanding convertible securities (including Warrants) (X)	Total Shareholding as a % assuming full conversion of convertible securities (as a percentage of diluted share capital) (XI) = (VII)+(X) as a % of (A+B+C)	Number of Locked in shares (XII)		Number of Shares pledged or otherwise encumbered (XIII)		Number of equity shares held in dematerialized form (XIV)	
									No. of Voting Rights					Total as a % of Total Voting rights	No. (a)	As a % of total Shares held (b)	No. (a)		As a % of total Shares held (b)
									Class x	Class y	Total								
1	Institutions		0	0	0	0	0	0	0	0	0	0	0	0	0	0	0	0	0
(a)	Mutual Funds/		1	68400	0	0	68400	2.57	68400	0	68400	2.57	0	2.57	0	0	0	0	0
	CRB Mutual Fund																		
(b)	Venture Capital Funds		0	0	0	0	0	0	0	0	0	0	0	0	0	0	0	0	0
(c)	Alternate Investment Funds		0	0	0	0	0	0	0	0	0	0	0	0	0	0	0	0	0
(d)	Foreign Venture Capital Investors		0	0	0	0	0	0	0	0	0	0	0	0	0	0	0	0	0
(e)	Foreign Portfolio Investors		0	0	0	0	0	0	0	0	0	0	0	0	0	0	0	0	0
(f)	Financial Institutions/Banks		0	0	0	0	0	0	0	0	0	0	0	0	0	0	0	0	0
(g)	Insurance Companies																		
(h)	Provident Funds/Pension Funds																		
(i)	Any Other (Specify)		0	0	0	0	0	0	0	0	0	0	0	0	0	0	0	0	0
	Sub-Total (B)(1)		1	68400	0	0	68400	2.57	68400	0	68400	2.57	0	2.57	0	0	0	0	0
2	Central Government/State Government(s)/ President of India		0	0	0	0	0	0	0	0	0	0	0	0	0	0	0	0	0
	Sub-Total (B)(2)		0	0	0	0	0	0.00	0	0	0	0.00	0	0.00	0	0	0	0	0
3	Non-institutions		0	0	0	0	0	0	0	0	0	0	0	0	0	0	0	0	0
(a)	Individual																		
(i)	Individual shareholders holding nominal share capital up to Rs. 2 lakhs.		593	469900	0	0	469900	17.66	469900	0	469900	17.66	0	17.66	0	0	0	0	0
(ii)	Individual shareholders holding nominal share capital in excess of Rs. 2 lakhs.		1	33400	0	0	33400	1.25	33400	0	33400	1.25	0	1.25	0	0	0	0	0
(b)	NBFCs registered with RBI		0	0	0	0	0	0	0	0	0	0	0	0	0	0	0	0	0
(c)	Employee Trusts		0	0	0	0	0	0	0	0	0	0	0	0	0	0	0	0	0
(d)	Overseas Depositories(holding DRs) (balancing figure)		0	0	0	0	0	0	0	0	0	0	0	0	0	0	0	0	0
	Clearing Members		0	0	0	0	0	0	0	0	0	0	0	0	0	0	0	0	0
(e)	Any Other (Specify)																		
	Body Corporate		13	377400	0	0	377400	14.18	377400	0	377400	14.18	0	14.18	0	0	0	0	0
	NR/OCBs		24	116400	0	0	116400	4.37	116400	0	116400	4.37	0	4.37	0	0	0	0	0
	Sub-Total (B)(3)		631	997100	0	0	997100	37.46	997100	0	997100	37.46	0	37.46	0	0	0	0	0
	Total Public Shareholding (B)=(B)(1)+(B)(2)+(B)(3)		632	1065500	0	0	1065500	40.03	1065500	0	1065500	40.03	0	40.03	0	0	0	0	0




Table IV - Statement showing shareholding pattern of the Non Promoter - Non Public shareholder

	Category & Name of shareholders (I)	PAN (II)	Nos. of shareholders (III)	No. of fully paid-up equity shares held (IV)	No. of partly paid up equity shares held (V)	Nos. of shares underlying Depository Receipt (VI)	Total nos. shares held (VII) = (IV)+(V)+(VI)	Shareholding % calculated as per SCRR, 1957 As a % of (A+B+C2) (VIII)	Number of Voting Rights held in each class of securities (IX)				No. of Shares Underlying Outstanding convertible securities - (Including Warrants) (X)	Shareholding as a % assuming full conversion of convertible securities (as a percentage of diluted share capital) (XI) = (VII)+(X) as a % of (A+B+C)	Number of Locked in shares (XII)		Number of Shares pledged or otherwise encumbered		Number of equity shares held in dematerialized form (XIV)
									No. of Voting Rights			Total as a % of Total Voting rights			No. (a)	As a % of total Shares held (b)	No. (a)	As a % of total Shares held (b)	
									Class x	Class y	Total								
(1)	Custodian.DR Holder								NOT APPLICABLE										
(2)	Employee Benefit Trust (under SEBI (share based Employee Benefit) Regulations, 2014								NOT APPLICABLE										
	Total Non-Promoter - Non-Public Shareholding (C)=(C)(1)+(C)(2)								NIL										

