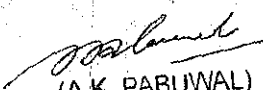


(a) Statement showing shareholding pattern

Name of the Company: Ganpati Plastfab Limited  
Scrip Code: 03152  
Quarter Ended: 31.12.2014

Partly Paid up shares	No. of partly paid up shares	As a % of total no. of partly paid up shares	As a % of total No of share of the company
Held by promoter/promoter Group	Nil		
Held by public			
Outstanding convertible securities	No. of outstanding securities	As a % of total no. of outstanding convertible securities	As a % of total no. of share of the company , assuming full conversation of the convertible securities
Held by promoter/promoter Group	Nil		
Held by public			
Warrants	No. of warrants	As a % of total no. of warrants	As a % of total no. of shares of the company, assuming full conversion of warrants
Held by promoter/promoter Group	Nil		
Held by public			
Total Paid up capital, assuming full conversion of warrants and convertible securities	26606000		

For GANPATI PLASTFAB LIMITED

  
(A.K. PABUWAL)  
Managing Director  
DIN : 00183513

**Statement showing Shareholding pattern**

**Table (I)(a)**

Category code (i)	Category of Shareholder (ii)	Number of Shareholder (iii)	Total No. of Share (iv)	No. of Share held in Demat form (v)	As a % of (A+B) (vi)	As a % of (A+B+C) (vii)	No. of Pledged Shares (viii)	As a Parentage (ix)=(vii/i/iv*100)
<b>(A)</b>	<b>Total Shareholding of Promoter &amp; Promoter Group</b>							
<b>(1)</b>	<b>Indian</b>							
(a)	Individual/HUF	26	1583300	Nil	59.51	59.51	Nil	Nil
(b)	Central Govt./State Govt.	Nil	Nil	Nil	Nil	Nil	Nil	Nil
(c)	Bodies Corporate	Nil	Nil	Nil	Nil	Nil	Nil	Nil
(d)	Fin. Institutions / Bank	Nil	Nil	Nil	Nil	Nil	Nil	Nil
(e)	Any other	Nil	Nil	Nil	Nil	Nil	Nil	Nil
	<b>Sub total of (A) (1)</b>	<b>26</b>	<b>1583300</b>	<b>Nil</b>	<b>59.51</b>	<b>59.51</b>	<b>Nil</b>	<b>Nil</b>
<b>(2)</b>	<b>Foreign</b>							
(a)	Individual/HUF	Nil	Nil	Nil	Nil	Nil	Nil	Nil
(b)	Central Govt./State Govt.	Nil	Nil	Nil	Nil	Nil	Nil	Nil
(c)	Bodies Corporate	Nil	Nil	Nil	Nil	Nil	Nil	Nil
(d)	Fin. Institutions / Bank	Nil	Nil	Nil	Nil	Nil	Nil	Nil
(e)	Any other	Nil	Nil	Nil	Nil	Nil	Nil	Nil
	<b>Sub total of (A) (2)</b>	<b>Nil</b>	<b>Nil</b>	<b>Nil</b>	<b>Nil</b>	<b>Nil</b>	<b>Nil</b>	<b>Nil</b>
	<b>Share holding of Promoter/ Promoter Group</b>	<b>26</b>	<b>1583300</b>	<b>Nil</b>	<b>59.51</b>	<b>59.51</b>	<b>Nil</b>	<b>Nil</b>
<b>(B)</b>	<b>Public Shareholding</b>							
<b>(1)</b>	<b>Institutions</b>							
(a)	Mutual Funds/UTI	1	68400	Nil	2.57	2.57	NA	NA
(b)	Fin. Institutions/Banks	Nil	Nil	Nil	Nil	Nil	NA	NA
(c)	Central Gov./State Gov.	Nil	Nil	Nil	Nil	Nil	NA	NA
(d)	Venture Capital	Nil	Nil	Nil	Nil	Nil	NA	NA
(e)	Insurance Company	Nil	Nil	Nil	Nil	Nil	NA	NA
(f)	Foreign Inst. Investors	Nil	Nil	Nil	Nil	Nil	NA	NA
(G)	Foreign VC Investors	Nil	Nil	Nil	Nil	Nil	NA	NA
(h)	Qualified foreign Investors	Nil	Nil	Nil	Nil	Nil	NA	NA
(i)	Any other	Nil	Nil	Nil	Nil	Nil	NA	NA
	<b>Sub Total (B) (1)</b>	<b>1</b>	<b>68400</b>	<b>Nil</b>	<b>2.57</b>	<b>2.57</b>	<b>NA</b>	<b>NA</b>
<b>(2)</b>	<b>Non Institutions</b>							
(a)	Bodies Corporate	13	377400	Nil	14.18	14.18	NA	NA
(b)	<b>Individuals</b>							
	(i) Individual Shareholders holding Nominal share up to Rs. 1 lakh	598	464200	Nil	17.45	17.45	NA	NA
	(ii) Individual Shareholders Holding Nominal Share greater than Rs. 1 Lakh	2	50900	Nil	1.91	1.91	NA	NA

For GANPATI PLASTFAB LIMITED

*(Signature)*

(A.K. PABUWAL)  
Managing Director  
DIN : 00183513

(c)	Qualified Foreign Investors	Nil	Nil	Nil	Nil	Nil	Nil	Nil
(d)	Any other							
	NRI/OCBs	22	81400	Nil	3.06	3.06	NA	NA
	Overseas corporate bodies	2	35000	Nil	1.32	1.32	NA	NA
	Sub -Total (B) (2)	637	1008900	Nil	37.92	37.92	NA	NA
	<b>Total Public Shareholding (B)= ((B)(1)+(2))</b>	<b>638</b>	<b>1077300</b>	<b>Nil</b>	<b>40.49</b>	<b>40.49</b>	<b>NA</b>	<b>NA</b>
	<b>TOTAL(A)+(B)</b>	<b>664</b>	<b>2660600</b>	<b>Nil</b>	<b>100.00</b>	<b>100.00</b>	<b>NA</b>	<b>NA</b>
(C)	Share held by Custodians and against which DRs have been issued	Nil	Nil	Nil	Nil	Nil	NA	NA
(1)	Promoter and Promoter Group	Nil	Nil	Nil	Nil	Nil	NA	NA
(2)	Public	Nil	Nil	Nil	Nil	Nil	NA	NA
	<b>Grand Total (A)+(B)+(C)</b>	<b>664</b>	<b>2660600</b>	<b>Nil</b>	<b>100.00</b>	<b>100.00</b>	<b>NA</b>	<b>NA</b>

For GANPATI PLASTFAB LIMITED

*(Signature)*

(A.K. PABUWAL)  
Managing Director  
DIN : 00183513

**(D)(b) Statement showing holding of securities (Including Shares, warrants, convertible securities) of persons belonging to the category [Promoter & Promoter Group] As on 31.12.2014**

S. No.	Name of shareholder	Details of Shares held		Encumbered shares			Details of Warrants		Details of convertible securities		Total Share (including shares assuming full conversion of warrants and convertible securities) as a % of diluted share capital
		No. of Share Held	As a % of Grand Total (A)+(B)+(C)	Number of Pledged Share Held	As a %	As a % of Grand Total (A)+(B)+(C)	No. of Warrants Held	As a % of total no. of warrants of the same class	No. of convertible securities held	% w.r. t total No. of convertible securities of same class	
1.	Ashok kumar pabuwal	245600	9.23	0.0	0.0	0.00	0.00	0.00	0.00	0.00	9.23
2.	Hansraj pabuwal	104332	3.92	0.0	0.0	0.00	0.00	0.00	0.00	0.00	3.27
3.	Pradeep saraf	242788	9.13	0.0	0.0	0.00	0.00	0.00	0.00	0.00	9.13
4.	Mahendra R Saraf	95100	3.57	0.0	0.0	0.00	0.00	0.00	0.00	0.00	3.57
5.	Madhu pabuwal	140747	5.29	0.0	0.0	0.00	0.00	0.00	0.00	0.00	5.29
6.	Ankur Pabuwal	72766	2.73	0.0	0.0	0.0	0.0	0.0	0.0	0.0	2.73
7.	Ankita Pabuwal	13350	0.50	0.0	0.0	0.0	0.0	0.0	0.0	0.0	0.50
8.	Shishir Saraf	111262	4.18	0.0	0.0	0.0	0.0	0.0	0.0	0.0	3.81
9.	Anita Saraf	96300	3.62	0.0	0.0	0.0	0.0	0.0	0.0	0.0	3.62
10.	Shalini Saraf	154500	5.81	0.0	0.0	0.0	0.0	0.0	0.0	0.0	3.97
11.	Nirmala Kahandelwal	2500	0.10	0.0	0.0	0.0	0.0	0.0	0.0	0.0	0.10
12.	Manish K Murarka	6700	0.25	0.0	0.0	0.0	0.0	0.0	0.0	0.0	0.25
13.	Kashi P Murarka	3400	0.13	0.0	0.0	0.0	0.0	0.0	0.0	0.0	0.13
14.	Anil K Murarka	6700	0.25	0.0	0.0	0.0	0.0	0.0	0.0	0.0	0.25
15.	Shradha Pabuwal	4000	0.15	0.0	0.0	0.0	0.0	0.0	0.0	0.0	0.15

FOR CANPATI PLASTFAB LIMITED

*(Signature)*  
 (A.K. PABUWAL)  
 Managing Director  
 DIN : 00183513


16.	H R Pabuwal & Sons HUF	32475	1.22	0.0	0.0	0.0	0.0	0.0	0.0	0.0	0.18
17.	A K Pabuwal & Sons	212580	7.99	0.0	0.0	0.0	0.0	0.0	0.0	0.0	7.99
18.	Pradeep Saraf & Sons	28300	1.07	0.0	0.0	0.0	0.0	0.0	0.0	0.0	1.07
19.	Mahendra R Saraf & Sons	9900	0.37	0.0	0.0	0.0	0.0	0.0	0.0	0.0	0.37
	<b>Total</b>	<b>1583300</b>	<b>59.51</b>	<b>Nil</b>	<b>Nil</b>	<b>Nil</b>	<b>Nil</b>	<b>Nil</b>	<b>Nil</b>	<b>Nil</b>	<b>59.51</b>

\*Note: Three promoters are having multiple folios, Hence total No. of promoters are 26.

(D)(c)(1) Statement showing holding of securities (Including Shares, warrants, convertible securities) of persons belonging to the category [Public] and holding more than 1.000(%) of the total no. of shares held on 31.12.2014

S. No	Name of shareholder	Details of Share held		Details of Warrants		Details of convertible securities		Total Share (including shares assuming full conversion of warrants and convertible securities) as a % of diluted share capital
		No. of Share Held	As a % of Grand Total (A)+(B)+(C)	No. of Warrants Held	As a % of total no. of warrants of the same class	No. of convertible securities held	% w.r. t total No. of convertible securities of same class	
1.	Eta Mauritius Limited	30000	1.13	0.0	0.0	0.0	0.0	1.13
2.	Bank of India	68400	2.57	0.0	0.0	0.0	0.0	2.57
3.	Sharma east (i) hospt. & medical research ltd.	290900	10.93	0.0	0.0	0.0	0.0	10.93
4.	VCK Share & stock broking services ltd.	27200	1.02	0.0	0.0	0.0	0.0	1.02
	Rishabk R saraf	33400	1.26	0.0	0.0	0.0	0.0	1.26
6.	Santosh Kumar Kejrtwai Securities Pvt.Ltd	26900	1.01	0.0	0.0	0.0	0.0	1.01
	<b>Total</b>	<b>476800</b>	<b>17.92</b>	<b>Nil</b>	<b>Nil</b>	<b>Nil</b>	<b>Nil</b>	<b>17.92</b>

For GANPATI PLASTFAB LIMITED

  
(A.K. PABUWAL)  
Managing Director  
DIN : 00183513


(I)(c)(ii) Statement showing holding of securities (Including Shares, warrants, convertible securities) of persons belonging to the category [Public] and holding more than 5.000(%) of the total no. of shares held on 31.12.2014

S. No	Name of shareholder	Details of Share held		Details of Warrants		Details of convertible securities capital		Total Share (including shares assuming full conversion of warrants and convertible securities) as a % of diluted share
		No. of Share Held	As a % of Grand Total (A)+(B)+(C)	No. of Warrants Held	As a % of total no. of warrants of the same class	No. of convertible securities held	% w.r. t total No. of convertible securities of same class	
1.	Sharma east (I) hospt. & medical research ltd.	290900	10.93	0.0	0.0	0.0	0.0	10.93
	<b>Total</b>	<b>290900</b>	<b>10.93</b>	<b>Nil</b>	<b>Nil</b>	<b>Nil</b>	<b>Nil</b>	<b>10.93</b>

(I)(d) Statement showing details of locked-in-shares

S.No.	Name of shareholder	Category of Shareholders (Promoter/Public)	No. of Locked in Shares	Total Share (including shares assuming full conversion of warrants and convertible securities) as a % of diluted share capital
1.	Nil	Nil	Nil	Nil
	<b>Total</b>	<b>Nil</b>	<b>Nil</b>	<b>Nil</b>

For GANPATI PLASTFAB LIMITED

  
 (A.K. PABUWAL)  
 Managing Director  
 DIN : 00183513

(II)(a) Statement showing Details of Depository Receipts

S.No.	Type of Outstanding DR (ADRs, GDRs SDRs etc.)	Number of outstanding DRs	No. of Shares underlying outstanding DRs	Shares underlying outstanding DRs as a percentage of total no. of shares Grand total(A)+(B)+(C) indicated in statement at para (I) (a) above
1.	Nil	Nil	Nil	Nil
	Total	Nil	Nil	Nil

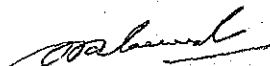
(II)(b) Statement showing Details of Depository Receipts (DRs), where underlying shares held by 'Promoter /Promoter Group' are in excess of 1% of the total no. of shares

S.No.	Type of Outstanding DR (ADRs, GDRs SDRs etc.)	Number of outstanding DRs	No. of Shares underlying outstanding DRs	Shares underlying outstanding DRs as a percentage of total no. of shares Grand total(A)+(B)+(C) indicated in statement at para (I) (a) above
1.	Nil	Nil	Nil	Nil
	Total	Nil	Nil	Nil

For and behalf of Ganpati Plastfab Limited

For GANPATI PLASTFAB LIMITED

Ashok Kumar Pabuwal  
Managing Director  
DIN: 00183513

  
(A.K. PABUWAL)  
Managing Director  
DIN : 00183513